

Wall and ceiling light - Micro-prismatic diffuser - direct distribution

Sheet steel enclosure with powder-coated rectangular cross-section, integrated wall mounting plate for easy and quick installation; Housing colour traffic white RAL 9016; Micro prism pane in "multilayer" technology, Light distribution direct distribution by means of Micro-prismatic diffuser of PMMA, à microparalume individuel noir, composante lumineuse indirecte homogène par diffuseur opalin en PMMA. Suitable for VDU workstations,  $65^\circ < 3000$  cd/m<sup>2</sup> omnidirectional glare reduction in accordance with current DIN-EN 12464-1 standard, UGR (4H/8H) 18.6. Easy to install connection, directly to the top of the luminaire with a terminal cover cap; the ETM levels can be easily set from the top of the luminaire. Electrical connection via 5-pole connection terminal with plug-in contacts..

## CHARACTERISTICS

Order number	65755014170
EAN number	4020863495436
Commodity code	94051190
Certification mark	IP 20, Protection class I, $\gamma$ $65^\circ < 3000$ cd/m <sup>2</sup> , ENEC10 VDE, F, Indoor, CE
Impact resistance (IK rating)	IK03
Ambient temperatur	ta 25°C
Warranty period	5 years
State funding programs	BEG - Federal funding for efficient buildings (valid only for Germany)

## ELECTRICAL ENGINEERING

Controller	Electronic multi-lumen driver, 4-steps (1 pcs.)
System output	13W-7W
Mains voltage	230V/50Hz
Circuit breakers (inrush current)	45 pieces/B10, 73 pieces/B16, 71 pieces/C10, 113 pieces/C16
Energy efficiency class/light source	C

## LIGHTING TECHNOLOGY

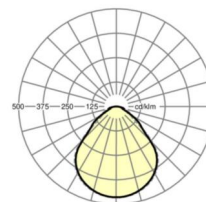

Placement	LED, Colour rendering/Light colour CRI $\geq$ 80 / 3000K
Colour tolerance (MacAdam)	3SDCM
Photobiological safety (Luminaire)	RG0
Nominal luminous flux/switching steps	1100lm/9W, 900lm/7W, 1600lm/13W, 1400lm/11W
LED service life	100000h L80/B10 (Tq 25°C), 50000h L90/B50 (Tq 25°C)
Luminaire luminous efficiency	126lm/W-118lm/W
UGR lat./long.	18.3 / 18.6 (13W)

## MECHANICS

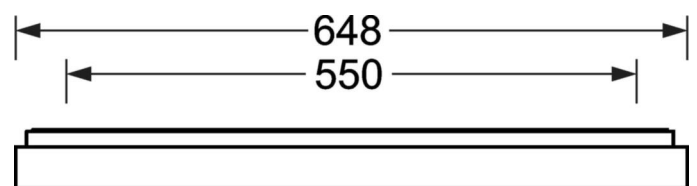
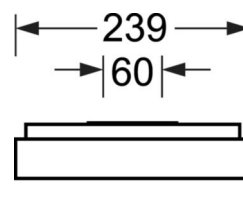
Housing colour	traffic white RAL 9016
Dimensions (LxWxDxH)	648mm x 239mm x 55mm
Weight (net)	3.17kg
Cable entry KE (X/Y)	0mm/0mm
Type of installation	Wall mounting, Ceiling-mounted single installation

## DEEP-LINK

<https://www.regiolux.de/en/article/65755014170>



Reference	LED 1600lm/13W 830
$\eta_{LB}$	100 %
$\Phi_{\downarrow/\uparrow}$	100 % / 0 %
UGR lat./long.	18.3 / 18.6
VDU	$65^\circ < 3000$ cd/m <sup>2</sup>



## Dimensions

---

L	648 mm	Length
B	239 mm	Width
H	55 mm	Height
A1	550 mm	Mounting distance single mounting
A4	60 mm	Mounting distance (width)
X	0 mm	Distance cable infeed to the center of the luminaire on the X-axis
Y	0 mm	Distance cable infeed to the center of the luminaire on the Y-axis

---